



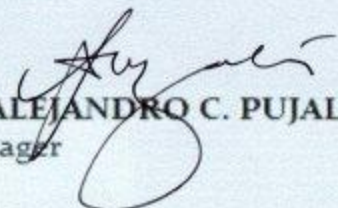
GUINAYANGAN WATER DISTRICT
Guinayangan, Quezon

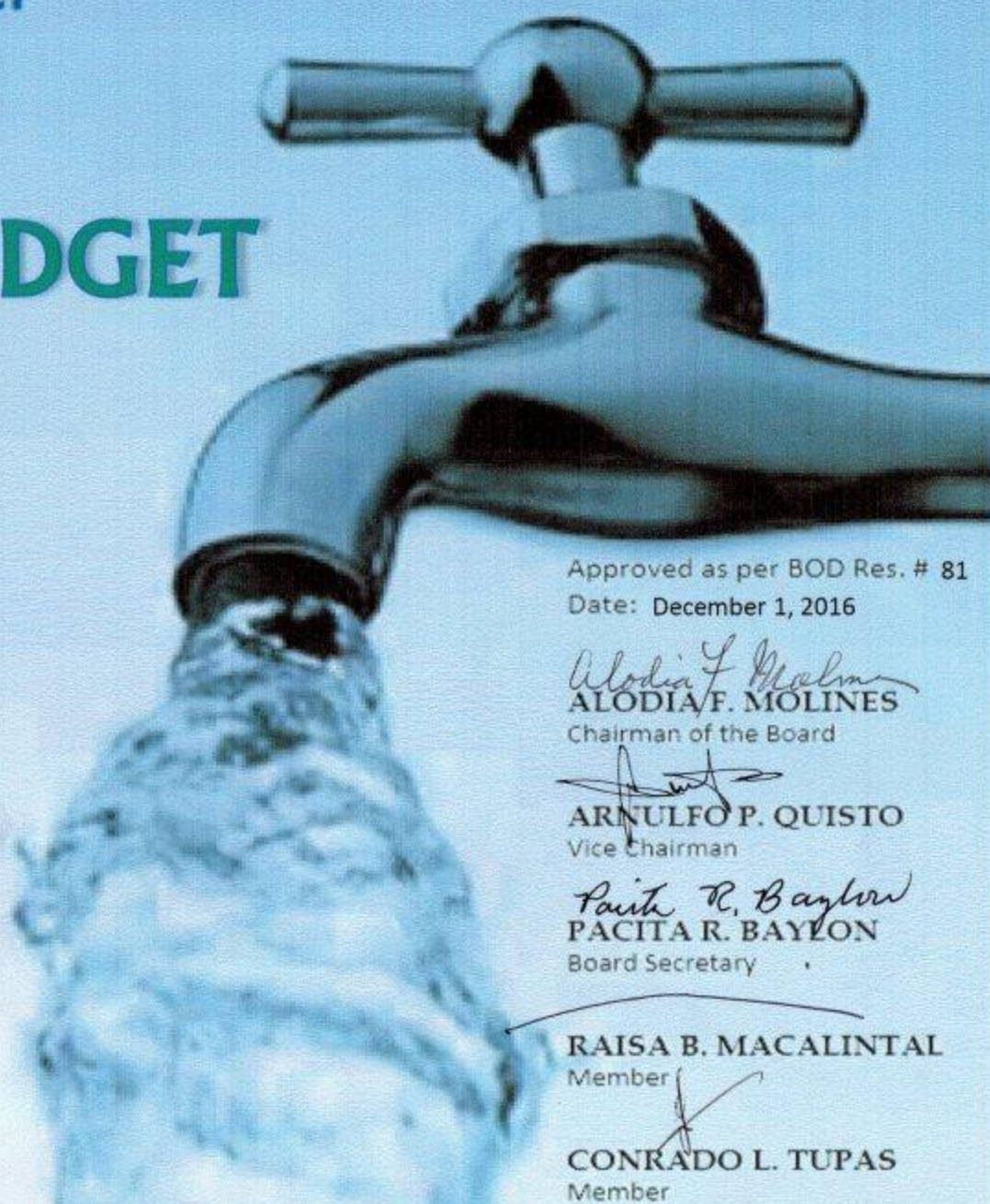
2017 ANNUAL BUDGET



1987 - 2017

Prepared by:



CARMELO ALEJANDRO C. PUJALTE, EnP
General Manager



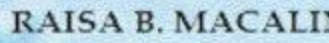
Approved as per BOD Res. # 81


Date: December 1, 2016


ALODIA F. MOLINES
Chairman of the Board


ARNULFO P. QUISTO
Vice Chairman


PACITA R. BAYLON
Board Secretary


RAISA B. MACALINTAL
Member


CONRADO L. TUPAS
Member



GUINAYANGAN WATER DISTRICT
Guinayangan, Quezon

2017 BUDGET SUMMARY

	Actual	Projected	Budgeted	Proposed	Increase
	Jan - Sept. 2016	Year End 2016	CY 2016	CY 2017	(Decrease)
INCOME:					
Income from Waterworks System	7,942,180.92	10,589,680.92	10,716,378.00	11,421,516.00	705,138.00
Other Business Income	393,787.59	524,787.59	436,960.00	508,880.00	71,920.00
Fines and Penalty	407,569.22	543,425.62	535,818.90	371,199.27	(164,619.63)
Gross Income	8,743,537.73	11,657,894.13	11,689,156.90	12,301,595.27	612,438.37
EXPENSES:					
Personal Services:					
Salaries and Wages - Regular	1,499,815.24	2,123,134.24	2,594,076.00	2,759,661.00	165,585.00
Salaries and Wages - Contractual	253,724.22	351,734.22	366,300.00	730,575.00	364,275.00
Personnel Economic Relief Allowance (PERA)	164,000.00	224,000.00	264,000.00	240,000.00	(24,000.00)
Representation Allowance (RA)	45,000.00	60,000.00	60,000.00	60,000.00	-
Transportation Allowance (TA)	45,000.00	60,000.00	60,000.00	60,000.00	-
Clothing and Uniform Allowance	55,336.00	55,336.00	65,000.00	62,500.00	(2,500.00)
Productivity Incentive Allowance	-	-	22,000.00	-	(22,000.00)
Other Bonuses and Allowances	215,633.00	284,823.00	310,973.00	557,348.28	246,375.28
Overtime and Night Pay	10,076.29	18,000.00	18,000.00	18,000.00	-
Cash Gifts	-	47,500.00	55,000.00	50,000.00	(5,000.00)
Year End Bonus	-	207,773.00	216,173.00	230,957.00	14,784.00
Life and Retirement Insurance Contributions	180,999.45	254,776.11	311,289.12	331,159.32	19,870.20
Pag-ibig Contributions	8,200.00	11,200.00	13,200.00	12,000.00	(1,200.00)
Philhealth Contributions	17,912.50	25,225.00	28,950.00	29,250.00	300.00
ECC Contributions	8,200.00	11,200.00	13,200.00	12,000.00	(1,200.00)
Terminal Leave Benefits	115,687.70	128,687.70	144,516.19	209,960.91	65,444.72
Provident Fund Benefits	-	-	16,272.12	22,478.30	6,206.18
Total Personal Services	2,619,584.40	3,863,389.27	4,558,949.43	5,385,889.81	826,940.38

Paul R. Bayan Amalino



GUINAYANGAN WATER DISTRICT

Guinayangan, Quezon

2017 BUDGET SUMMARY

	Actual	Projected	Budgeted	Proposed	Increase
	Jan - Sept. 2016	Year End 2016	CY 2016	CY 2017	(Decrease)
Maintenance and Other Operating Expenses					
Travelling Expenses - Local	96,351.72	130,000.00	170,000.00	223,040.00	53,040.00
Training Expenses	137,150.70	200,000.00	240,000.00	270,000.00	30,000.00
Office Supplies Expenses	37,342.96	55,000.00	60,000.00	60,000.00	-
Accountable Forms Expenses	65,902.50	70,000.00	98,820.00	156,600.00	57,780.00
Gasoline, Oil & Lubricant Expenses	269,386.31	360,000.00	523,440.00	539,100.00	15,660.00
Other Supplies Expenses	21,085.36	35,000.00	67,230.00	77,500.00	10,270.00
Electricity Expenses	330,487.73	440,700.00	342,000.00	348,000.00	6,000.00
Postage and Deliveries	1,115.00	2,500.00	6,000.00	6,000.00	-
Telephone Expenses - Landline	7,117.48	9,500.00	18,000.00	12,000.00	(6,000.00)
Telephone Expenses - Mobile	12,776.00	17,126.00	24,000.00	18,000.00	(6,000.00)
Internet Expenses	15,743.75	21,000.00	14,400.00	24,000.00	9,600.00
Cable, Satellite, Telegraph & Radio Expenses	950.00	1,550.00	2,400.00	2,400.00	-
Membership Dues & Contributions to Organizations	-	9,000.00	9,000.00	9,000.00	-
Advertising Expenses	5,000.00	5,000.00	10,000.00	10,000.00	-
Rent Expenses	-	2,000.00	2,000.00	2,000.00	-
Representation Expenses	48,165.00	63,165.00	140,000.00	140,000.00	-
Auditing Services	-	-	-	100,000.00	100,000.00
Board Members Allowances and Other Benefits	132,768.00	186,336.00	214,272.00	214,272.00	-
Repair and Maintenance - Land Improvements	-	3,000.00	10,000.00	10,000.00	-
Repair and Maintenance - Water System and Structures	444,473.60	600,000.00	807,900.00	753,040.00	(54,860.00)
Repair and Maintenance - Office Buildings	9,387.00	15,000.00	50,000.00	50,000.00	-
Repair and Maintenance - Office Equipment	4,000.00	6,000.00	8,000.00	10,000.00	2,000.00
Repair and Maintenance - Furniture and Fixtures	-	3,000.00	6,000.00	6,000.00	-
Repair and Maintenance - IT Equipment	-	5,000.00	10,000.00	15,000.00	5,000.00
Repair and Maintenance - Machineries	-	3,000.00	3,000.00	5,000.00	2,000.00
Repair and Maintenance - Communication Equipment	200.00	200.00	1,000.00	-	(1,000.00)
Repair and Maintenance - Motor Vehicles	32,669.05	39,000.00	24,000.00	25,000.00	1,000.00
SUB TOTAL	1,672,072.16	2,282,077.00	2,861,462.00	3,085,952.00	224,490.00

Paul R. Bayan



GUINAYANGAN WATER DISTRICT

Guinayangan, Quezon

2017 BUDGET SUMMARY

	Actual	Projected	Budgeted	Proposed	Increase
	Jan - Sept. 2016	Year End 2016	CY 2016	CY 2017	(Decrease)
Balance Forwarded	1,672,072.16	2,282,077.00	2,861,462.00	3,085,952.00	224,490.00
Repair and Maintenance - Reforestation Upland	-	8,000.00	18,000.00	15,000.00	(3,000.00)
Taxes, Duties and Licenses	192,407.18	257,000.00	249,681.35	320,430.32	70,748.97
Fidelity Bond Premiums	3,081.21	3,081.21	6,000.00	6,000.00	-
Insurance Expenses	29,916.04	60,120.00	67,000.00	67,000.00	-
Bad Debts Expense	-	80,000.00	130,000.00	110,400.00	(19,600.00)
Depreciation - Land Improvements	-	3,500.00	3,500.00	3,424.31	(75.69)
Depreciation - Water System & Structures	-	1,645,600.00	1,645,600.00	1,617,321.48	(28,278.52)
Depreciation - Office Buildings	-	68,700.00	68,700.00	68,683.68	(16.32)
Depreciation - Office Equipment	-	12,700.00	12,700.00	21,366.90	8,666.90
Depreciation - Furniture and Fixtures	-	10,500.00	10,500.00	8,252.16	(2,247.84)
Depreciation - IT Equipment	-	23,500.00	23,500.00	37,432.69	13,932.69
Depreciation - Machineries	-	6,000.00	6,000.00	2,285.10	(3,714.90)
Depreciation - Communication Equipment	-	3,000.00	3,000.00	71.85	(2,928.15)
Depreciation - Other Machineries and Equipment	-	6,500.00	6,500.00	6,750.00	250.00
Depreciation - Motor Vehicles	-	20,000.00	20,000.00	17,536.50	(2,463.50)
Total Maintenance and Operating Expenses	1,897,476.59	4,490,278.21	5,132,143.35	5,387,906.99	255,763.64
Financial Expenses					
Interest Expense	866,239.00	1,145,880.00	1,516,930.00	1,070,485.00	(446,445.00)
Total Financial Expenses	866,239.00	1,145,880.00	1,516,930.00	1,070,485.00	(446,445.00)
TOTAL EXPENSES	5,383,299.99	9,499,547.48	11,208,022.78	11,844,281.80	636,259.02
Income (Loss) from Operation	3,360,237.74	2,158,346.65	481,134.12	457,313.47	(23,820.65)
Other Income (Loss)					
Interest on Bank Accounts	4,383.55	5,000.00	2,000.00	5,000.00	3,000.00
NET INCOME	3,364,621.29	2,163,346.65	483,134.12	462,313.47	(20,820.65)

Amelina
R. Bayan