


CCC #303

GUINAYANGAN WATER DISTRICT
Guinayangan, Quezon


2018 ANNUAL BUDGET

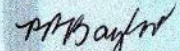



Prepared by:


CARMELO ALEJANDRO C. PUJALTE, EnP
General Manager

Approved as per BOD Res. # 89
Date: December 6, 2017


ARNULFO P. QUISTO
Board Chairperson


PACITA R. BAYLON
Vice Chairperson


CONRADO L. TUPAS
Board Secretary

RAISA B. MACALINTAL
Member


PURIFICACION G. SEGUERRA
Member



GUINAYANGAN WATER DISTRICT
Guinayangan, Quezon

2018 BUDGET SUMMARY

		Actual	Projected	Budgeted	Proposed	Increase
		Jan - Oct. 2017	Year End 2017	CY 2017	CY 2018	(Decrease)
INCOME:						
40202090	Income from Waterworks System	9,573,512.93	11,488,212.93	11,421,516.00	12,195,993.00	774,477.00
40202990	Other Business Income	489,137.03	586,937.03	508,880.00	520,880.00	12,000.00
40202230	Fines and Penalty	434,714.48	521,514.48	371,199.27	341,487.80	(29,711.47)
Gross Income		10,497,364.44	12,596,664.44	12,301,595.27	13,058,360.80	756,765.53
EXPENSES:						
Personal Services:						
50101010	Salaries and Wages - Regular	2,296,902.50	2,758,816.50	2,850,746.00	2,834,469.00	(16,277.00)
50101020	Salaries and Wages - Casual/Contractual	333,776.76	400,532.11	730,575.00	785,400.00	54,825.00
50102010	Personnel Economic Relief Allowance (PERA)	200,000.00	240,000.00	250,000.00	462,000.00	212,000.00
50102020	Representation Allowance (RA)	50,000.00	60,000.00	60,000.00	60,000.00	-
50102030	Transportation Allowance (TA)	50,000.00	60,000.00	60,000.00	60,000.00	-
50102040	Clothing/Uniform Allowance	60,249.00	60,249.00	62,500.00	104,200.00	41,700.00
50102100	Honoraria	-	5,000.00	-	3,500.00	3,500.00
50102130	Overtime and Night Pay	-	-	18,000.00	75,000.00	57,000.00
50102140	Year-End Bonus	-	230,957.00	249,174.00	298,041.00	48,867.00
50102150	Cash Gift	-	50,000.00	50,000.00	100,000.00	50,000.00
50102990	Other Bonuses and Allowances	321,028.00	378,228.00	606,348.28	735,187.00	128,838.72
50103010	Retirement and Life Insurance Premiums	275,501.28	330,601.54	342,089.52	434,384.28	92,294.76
50103020	Pag-ibig Contributions	10,000.00	12,000.00	12,500.00	23,100.00	10,600.00
50103030	Philhealth Contributions	24,250.00	29,125.00	30,375.00	51,768.95	21,393.95
50103040	Employees Compensation Insurance Premiums	10,000.00	12,000.00	12,500.00	23,100.00	10,600.00
50103050	Provident Fund Contributions	-	-	22,478.30	-	(22,478.30)
50104030	Terminal Leave Benefits/Leave Monetization	95,882.89	134,251.89	209,960.91	249,565.55	39,604.64
50104990	Other Personal Benefits	-	-	-	8,000.00	8,000.00
Total Personal Services		3,727,590.43	4,761,761.04	5,567,247.01	6,307,715.78	740,468.77

[Handwritten signature]

[Handwritten signature]

[Handwritten mark]



GUINAYANGAN WATER DISTRICT
Guinayangan, Quezon

2018 BUDGET SUMMARY

	Actual	Projected	Budgeted	Proposed	Increase
	Jan - Oct. 2017	Year End 2017	CY 2017	CY 2018	(Decrease)
Maintenance and Other Operating Expenses					
50201010 Travelling Expenses - Local	146,809.00	176,170.80	281,640.00	249,800.00	(31,840.00)
50202010 Training Expenses	131,215.50	250,000.00	395,000.00	302,000.00	(93,000.00)
50203010 Office Supplies Expenses	55,335.22	60,000.00	80,000.00	70,000.00	(10,000.00)
50203020 Accountable Forms Expenses	94,477.47	120,000.00	156,600.00	135,720.00	(20,880.00)
50203090 Fuel, Oil & Lubricants Expenses	214,677.07	257,612.48	539,100.00	335,520.00	(203,580.00)
50203130 Chemical and Filtering Supplies Expenses	-	-	-	71,500.00	71,500.00
50203990 Other Supplies Expenses	42,738.20	55,000.00	102,500.00	30,000.00	(72,500.00)
50204020 Electricity Expenses	415,703.53	480,000.00	380,000.00	486,000.00	106,000.00
50204990 Cooking Gas Expenses	-	-	-	4,200.00	4,200.00
50205010 Postage and Courier Services	2,095.00	3,500.00	6,000.00	6,000.00	-
50205020 Telephone Expenses	25,885.34	28,000.00	35,000.00	36,600.00	1,600.00
50205030 Internet Subscription Expenses	17,978.70	24,000.00	24,000.00	24,000.00	-
50205040 Cable, Satellite, Telegraph and Radio Expenses	1,620.00	2,400.00	2,400.00	3,000.00	600.00
50206020 Prizes	-	-	-	25,000.00	25,000.00
50211020 Auditing Services	-	100,000.00	100,000.00	300,000.00	200,000.00
50211990 Other Professional Services	-	-	-	58,700.00	58,700.00
50213020 Repairs & Maintenance - Land Improvement	-	-	25,000.00	20,000.00	(5,000.00)
50213030 Repairs & Maintenance - Infrastructure Assets	754,543.40	820,000.00	826,840.00	625,000.00	(201,840.00)
50213040 Repairs & Maintenance - Office Building	-	30,000.00	50,000.00	50,000.00	-
50213050 Repairs & Maintenance - Machinery & Equipment	4,975.00	12,000.00	30,000.00	30,000.00	-
5021306 Repairs & Maintenance - Transportation Equipment	18,820.00	20,000.00	25,000.00	25,000.00	-
50213070 Repairs & Maintenance - Furniture & Fixtures	85.00	2,500.00	6,000.00	6,000.00	-
50215010 Taxes, Duties and Licenses	231,096.42	300,000.00	360,195.32	401,932.22	41,736.90
50215020 Fidelity Bond Premium	6,375.00	6,500.00	6,000.00	6,000.00	-
50215030 Insurance Expense	34,445.20	40,000.00	67,000.00	141,000.00	74,000.00
50216010 Labor and Wages (MOOE)	-	-	-	28,800.00	28,800.00
50299010 Advertising, Promotional & Marketing Expenses	10,169.75	35,169.75	102,500.00	10,000.00	(92,500.00)
SUB TOTAL	2,209,044.80	2,822,853.03	3,600,775.32	3,481,772.22	(119,003.10)

[Handwritten signature]

[Handwritten signature]
[Handwritten signature]



GUINAYANGAN WATER DISTRICT
Guinayangan, Quezon

2018 BUDGET SUMMARY

	Actual	Projected	Budgeted	Proposed	Increase
	Jan - Oct. 2017	Year End 2017	CY 2017	CY 2018	(Decrease)
Balance Forwarded	2,209,044.80	2,822,853.03	3,600,775.32	3,481,772.22	(119,003.10)
50299030 Representation Expenses	57,245.00	120,000.00	140,000.00	120,000.00	(20,000.00)
50299050 Rent/Lease Expenses	-	2,000.00	2,000.00	2,000.00	-
50299060 Membership, Dues & Contribution to Organization	-	9,000.00	9,000.00	9,000.00	-
50299070 Subscription Expenses	-	-	-	20,000.00	20,000.00
50299120 Directors' and Committee Members' Fees	168,480.00	214,000.00	214,272.00	214,272.00	-
50301020 Interest Expenses	897,573.00	1,070,485.00	1,070,485.00	988,666.00	(81,819.00)
50501020 Depreciation - Land Improvements	-	3,424.31	3,424.31	3,500.00	75.69
50501030 Depreciation - Infrastructure Assets	-	1,617,321.48	1,617,321.48	1,620,000.00	2,678.52
50501040 Depreciation - Buildings and Other Structures	-	68,638.68	68,683.68	70,000.00	1,316.32
50501050 Depreciation - Machinery and Equipment	-	67,906.54	67,906.54	69,000.00	1,093.46
50501060 Depreciation - Transportation Equipment	-	17,536.50	17,536.50	18,000.00	463.50
50501070 Depreciation - Furniture, Fixtures and Books	-	8,252.16	8,252.16	8,500.00	247.84
50503020 Impairment Loss - Loans and Receivables	-	110,400.00	110,400.00	120,000.00	9,600.00
	-	-	-	-	-
	-	-	-	-	-
Total Maintenance and Operating Expenses	3,332,342.80	6,131,817.70	6,930,056.99	6,744,710.22	(185,346.77)
TOTAL EXPENSES	7,059,933.23	10,893,578.74	12,497,304.00	13,052,426.00	555,122.00
Income (Loss) from Operation	3,437,431.21	1,703,085.70	(195,708.73)	5,934.80	201,643.53
Other Income (Loss)					
Interest on Bank Accounts	7,272.19	7,500.00	5,000.00	5,000.00	-
NET INCOME	3,444,703.40	1,710,585.70	(190,708.73)	10,934.80	201,643.53

My best friend
 My best friend
 My best friend